

Year 7

Half Term 6: Percentages and Statistics

Pre-learning assessment score (%)

Part 1	Part 2	Part 3	Part 4





What will I be working on this half term?

1. Understand and use percentages including increase and decrease
2. Convert between fractions, decimals and percentages
3. Draw, read and interpret statistical data including pie charts

PINS 1	
PINS 2	




Peer assessment	
Self assessment	

UNIT 20 Percentages

	MM/N/P: Frac Dec Perc 1 & 2	
	MM/N/P: Percentage of amounts 1,2 & 3	
	MM/N/P: Percentage change 1 & 2	
	MM/N/P: Reverse percentage	
	Nrich: Doughnut percentages	

**Post learning
assessment**

UNIT 21 Working with data

	MM/D: Presenting data: Lists and tables 1 & 2	
	MM/D: Presenting data: Frequency tables and charts	
	MM/D: Presenting data: Pictograms and bar charts	
	MM/D: Presenting data: Reading pie charts	
	MM/D: Presenting data: Drawing pie charts	
	MM/D: Presenting data: Misleading graphs	
