




Using computers safely, effectively and responsibly, Year 7



1. File Management

Teacher Assessment: Describing Map/Posters, UCSER Worksheet 1 File management.docx

2. Social networking

Teacher Summative Assessment: Feedback on end products


Peer Assessment: UCSER Worksheet 2 Social networking

6. Assessment

Peer Assessment: UCSER Final Assessment

3. Keeping your data safe

Teacher Assessment: UCSER Worksheet 5 Searching the Web



Self-Assessment: UCSER Worksheet 3 Protecting personal data

5. Searching the Web


Teacher Assessment: UCSER Worksheet 4 Email

4. Using Email





Computer Crime and Cyber Security, Year 7



2. Email Scams

Teacher Assessment: Describing Worksheet 1 Phishing



2. Hacking

Peer Assessment:
Computer Crime Final Assessment

Teacher Summative Assessment: Feedback on end products




Peer Assessment:
Worksheet 2 Computer Misuse Act

6. Assessment



Teacher Assessment: UCSER Worksheet 5 Health and Safety

3. Protecting personal data



Self-Assessment:
Worksheet 3: Identity theft

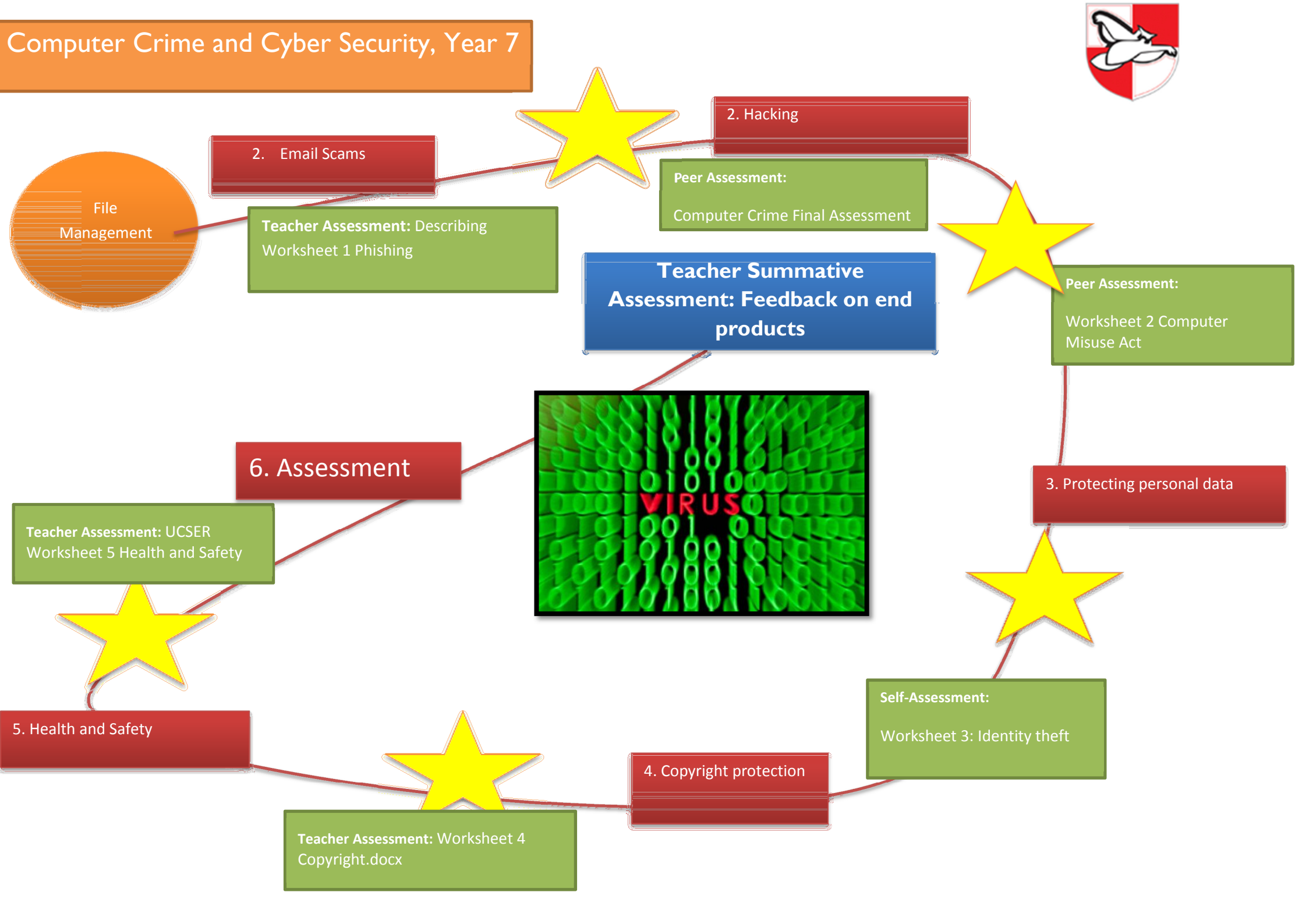
5. Health and Safety



Teacher Assessment: Worksheet 4 Copyright.docx

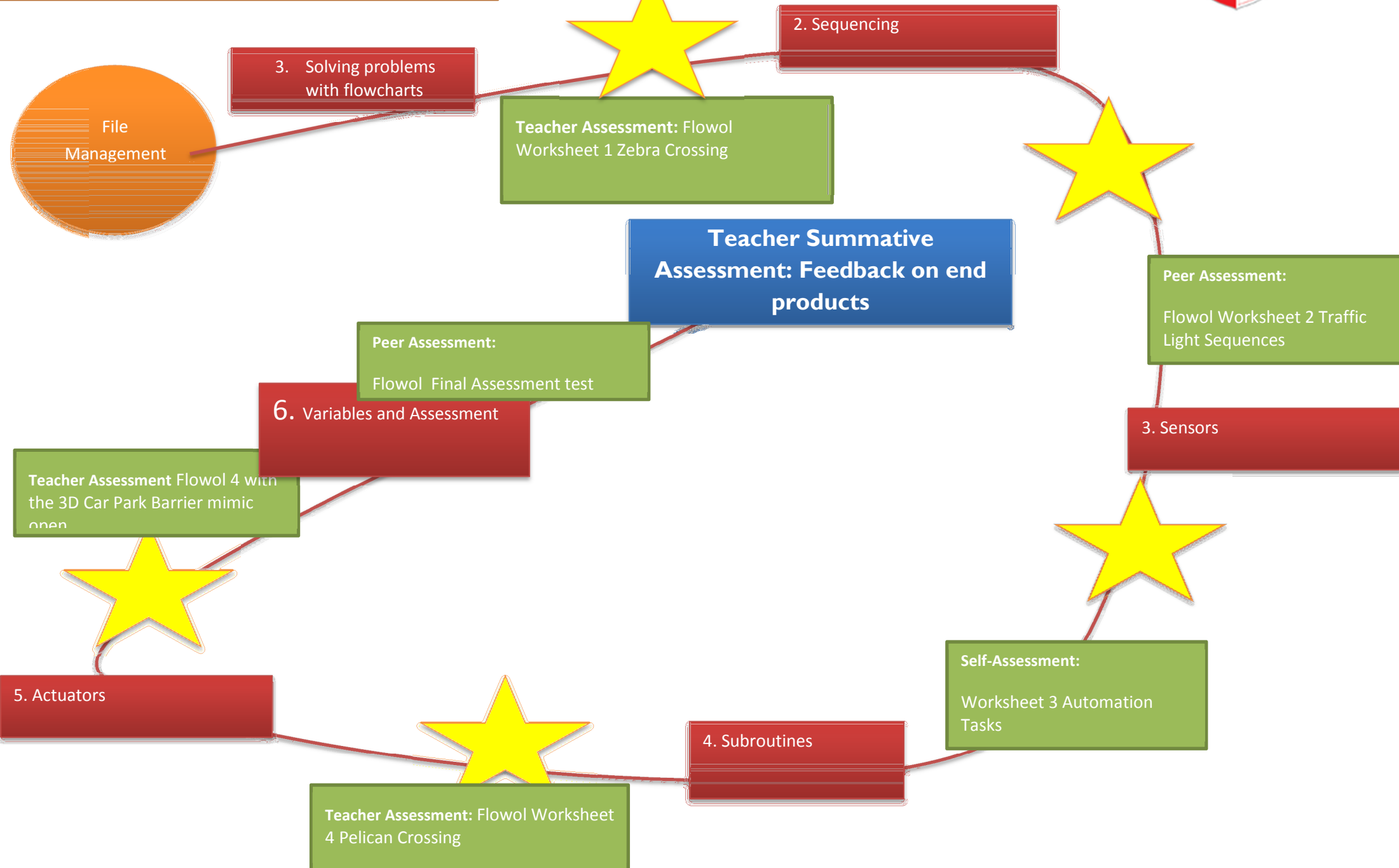


4. Copyright protection





Computer Systems with Flowol, Year 7



File Management

3. Solving problems with flowcharts

Teacher Assessment: Flowol Worksheet 1 Zebra Crossing

2. Sequencing

Teacher Summative Assessment: Feedback on end products

Peer Assessment: Flowol Worksheet 2 Traffic Light Sequences

3. Sensors

Peer Assessment: Flowol Final Assessment test

6. Variables and Assessment

Teacher Assessment Flowol 4 with the 3D Car Park Barrier mimic open

Self-Assessment: Worksheet 3 Automation Tasks

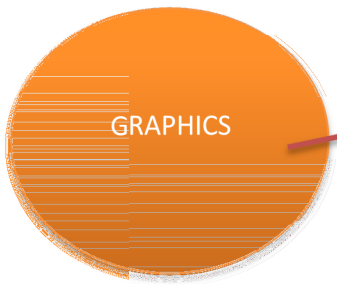
5. Actuators

4. Subroutines

Teacher Assessment: Flowol Worksheet 4 Pelican Crossing



Graphics, Year 7




4. Intro to Vector Graphics

Teacher Assessment: Describing Link
Adobe Kuler

2. Bitmap Graphics

Teacher Summative Assessment: Feedback on end products

Peer Assessment:
Graphics L6 Assessment and Review




Peer Assessment:
Graphics Worksheet 1

6. Assessment and Review

Teacher Assessment: UCSER
Worksheet 5 Health and Safety

3. Conveying Meaning through Images



Self-Assessment:
Graphics Worksheet 2 Poster Review

5. Adding Text to a Graphic Image

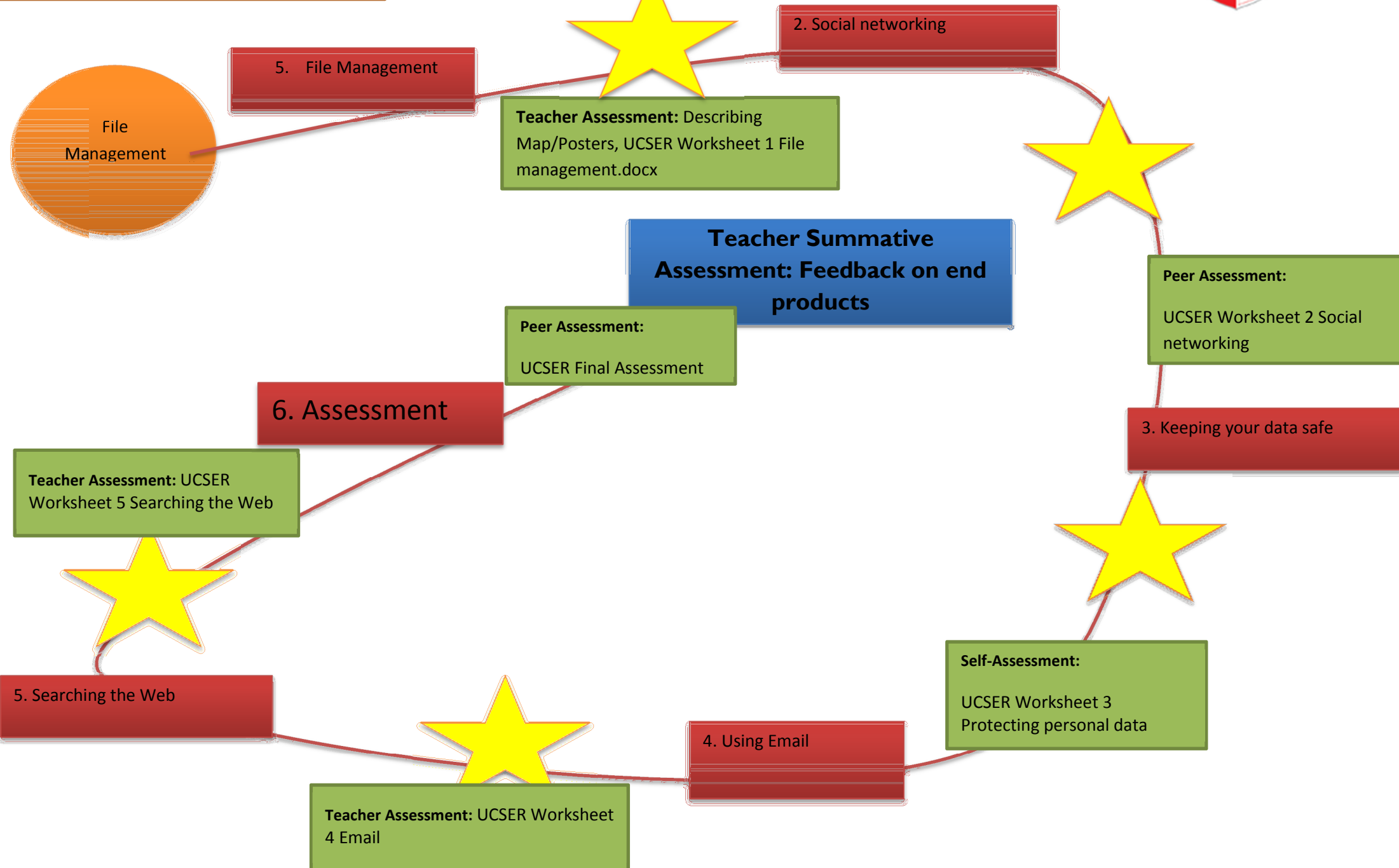
Teacher Assessment: Adding Text, Link
Steel Tongs Font, Link Steel Tongs
Character Set,

4. Effects and Enhancements





Introduction to Kodu, Year 7



File Management

5. File Management

Teacher Assessment: Describing Map/Posters, UCSER Worksheet 1 File management.docx

2. Social networking

Teacher Summative Assessment: Feedback on end products

Peer Assessment:
UCSER Final Assessment

Peer Assessment:
UCSER Worksheet 2 Social networking

3. Keeping your data safe

Self-Assessment:
UCSER Worksheet 3 Protecting personal data

4. Using Email

Teacher Assessment: UCSER Worksheet 4 Email

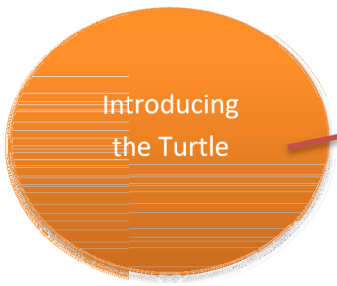
5. Searching the Web

Teacher Assessment: UCSER Worksheet 5 Searching the Web

6. Assessment



First Steps In Small Basic, Year 7



6. Introducing the Turtle

Teacher Assessment: PowerPoint Guide: L1 Introducing the turtle
Worksheet 1 Turtle graphics
Turtle Square.sb
(in folder First Steps Small Basic programs)

2. Using a For loop

Teacher Summative Assessment: Feedback on end products

Worksheet 2 Drawing shapes
Qu 1: Square using For loop.sb or Turtle Square2.sb
Qu 3: House with X.sb

6. Using random numbers

Peer Assessment:
PowerPoint Guide: L6 Using Random Numbers
ASSESSMENT

3. The Text window

Teacher Assessment: PowerPoint Guide: L5 Conditions and Branching



5. Conditions and branching

Teacher Assessment: PowerPoint Guide: L4 Using variables
Any Sided Polygon.sb
Worksheet 4 Drawing polygons
Any Sided Polygon with While loop.sb

4. Using variables

Self-Assessment: PowerPoint Guide: L3 The Text window
Text window.sb
Hello, name.sb
Worksheet 3 The Text window
Writing and Reading in the Text window.sb

